

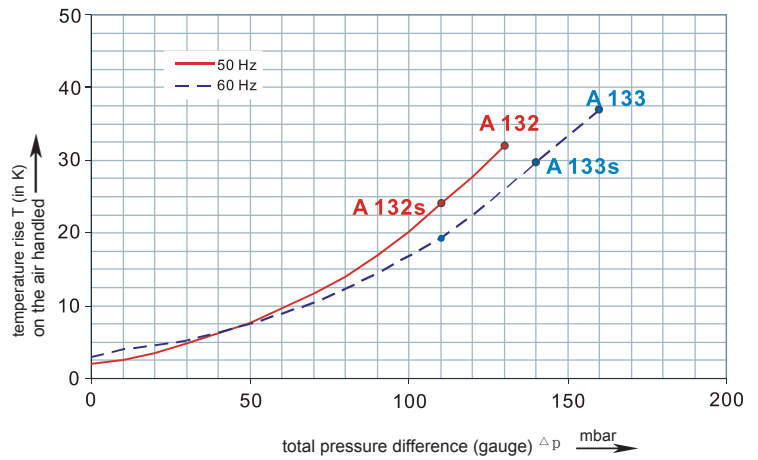
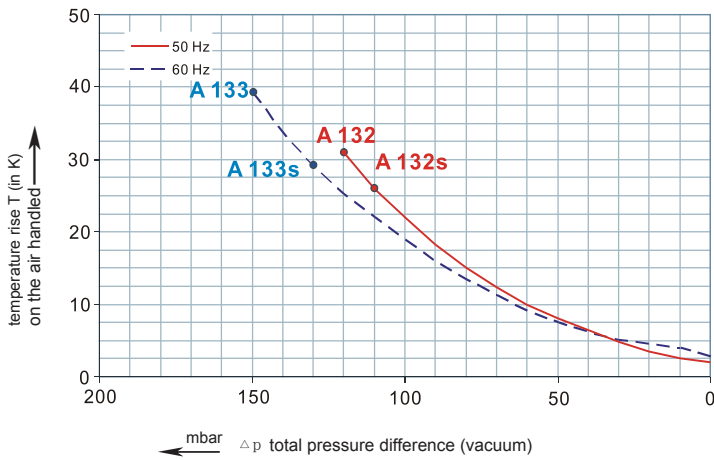
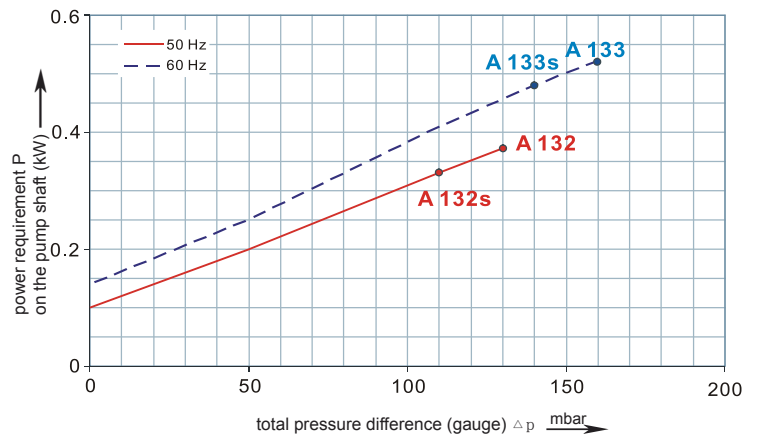
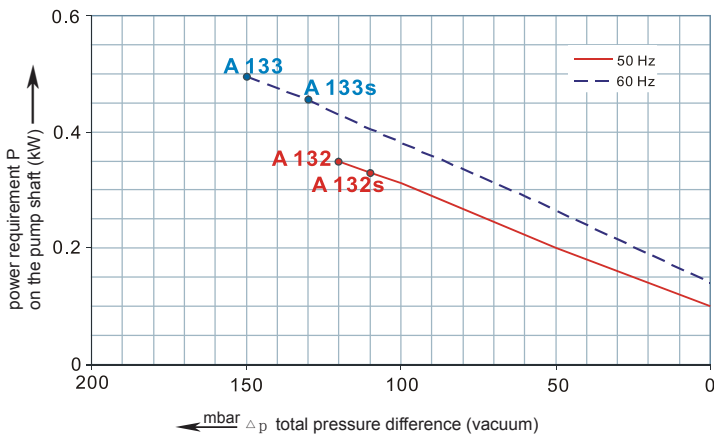
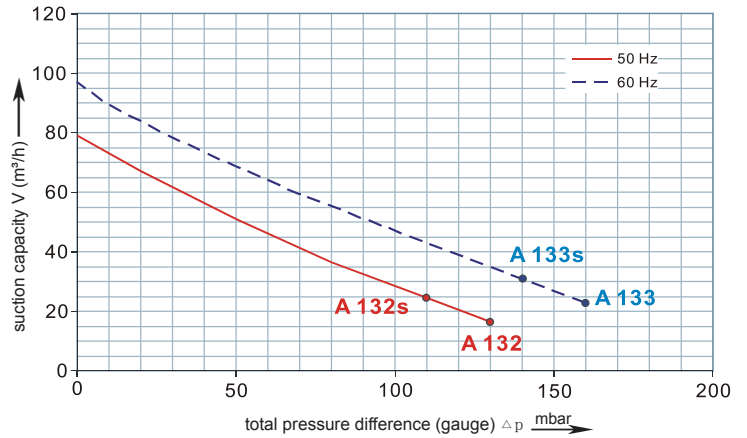
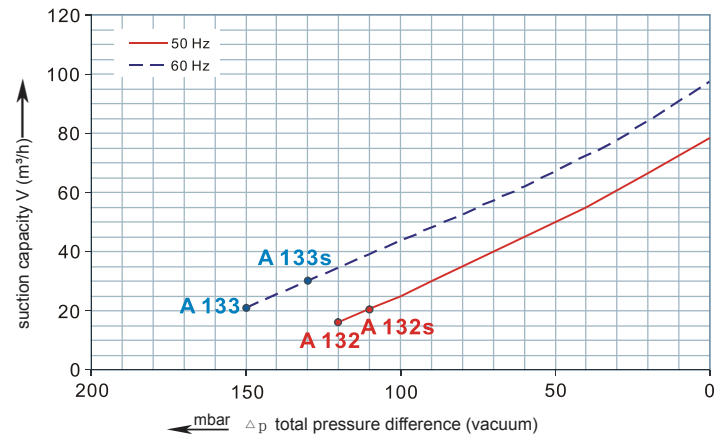


## G-2RB

## 2RB 210

Performance curve for Vacuum pump

Performance curve for Compressor



The performance curves are based on air at a temperature of 15 °C and an atmospheric pressure of 1013 mbar with a tolerance of +/- 10 %. The total pressure differences are valid for suction and ambient temperatures up to 25 °C. For other conditions please confer with us.

Each G-2RB type can be applied both as vacuum pump and compressor in continuous operation over the total stated performance curve range. The motors are available as standard for the input voltage range of 50 and 60 Hz and for protection category IP 55 as well as approved for UL and CSA.

## Selection and ordering data

### Type 2RB210


Curve No.	Order No.	Fre- quency	Rated power	Input voltage	Input current	Permissible total differential pressure <sup>2)</sup>	Sound pressure level <sup>3)</sup>	Weight ca.
		Hz	kW	V	A	Vacuum mbar		kg

### 3~ 50/60 Hz IP55 insulation material class F 1)

A 130	2RB210-7AH06	50	0.25	200D ... 240D	345Y...415Y	2.1D	1.2Y	-100	110	53	9
A 131	2RB210-7AH06	50	0.29	220D ... 275D	380Y...480Y	2.0D	1.15Y	-110	120	56	9
A 132	2RB210-7AH16	50	0.4	200D ... 240D	345Y...415Y	2.6D	1.5Y	-120	130	53	10
A 133	2RB210-7AH16	60	0.5	220D ... 275D	380Y...480Y	2.6D	1.5Y	-150	160	56	10

### 1~ 50/60 Hz IP55 with attached condenser for continuous operation

A 132s	2RB210-7AA11	50	0.37	230		2.7		-110	110	53	11
A 133s	2RB210-7AA11	60	0.45	230		3.0		-130	140	56	11
A 134s	2RB210-7AV15	50	0.37	115	230	5.4	2.7	-110	110	53	11
A 135s	2RB210-7AV15	60	0.45	115	230	6.0	3.0	-130	140	56	11



### Other voltage ranges

2RB210-7A □ □		
50Hz	60Hz	↑ ↑
3~		
185...225 V D/320...390 V Y	200...240 V D/345...415 V Y	H 1
200...240 V D/345...415 V Y	200...275 V D/380...480 V Y	H 6
345...415 V D	380...480 V D	H 7
500 V D	575VD	C 5

Machines according to the ATEX norm 94/4 EG are available for the whole performance range.  
Following types available: Category 3 G, 3/2 G, 3 D and 3/2 D.

1~		
100 / 200 V	100 / 200 V	V 4
115 / 230 V	115 / 230 V	V 5
230V	230V	A 1

Further voltage range on request; please quote in plain text.

All G-2RB achieve the standards and norms of the low voltage directive (LVD)2006/95/EC, rotating electrotechnical motor EN 60034-1-2004, electromagnetic compatibility(EMC)EN55014-1/2,EN61000-2/-3/-4/-6.

- 1) For standard UL for ELECTRIC MOTOR UL 1004-1.
- 2) Relief-valve are available for limiting differential pressure.
- 3) Measuring-surface sound-pressure level acc. to DIN EN 21680, measured at a distance of 1 m. The pump is throttled to an average suction pressure, a hose is connected to the discharge side (compressor) / suction side (vacuum pump), but is not fitted with relief valves.

The motors are designed according to the DIN EN 60 034 / DIN IEC 34-1 and temperature class F.  
For the three phase machines the tolerances are +/- 10 % for fixed voltage and +/- 5 % for voltage range.  
The single phase machines are designed with a +/- 5 % tolerances. If only 90 % of the maximum allowed pressure will be used for the continuous operating then the allowed voltage range add to +/- 10 %.  
For all single and three phase machines which designed according to the UL and CSA norm (UL 1004-1) the maximum allowed voltage tolerances are - 10 % resp. + 6 %.  
The frequency tolerance is maximum +/- 2 %.

Changes in particular the quoted performance curve, datas and weights without prior notice. The figures are without obligations.

ZHEJIANG GREENCO INDUSTRY CO.,LTD

Add:danya industrial zone.zeguo.wenling zhejiang China  
P.C:317523  
Tel:0086-576-86428999  
Fax:0086-576-86409555  
E-mail:greenco@greenco.cn  
Http://www.greenco.cn